

WALCHA WASTE & RECYCLING FACILITY (LANDFILL) - EPL 6120

POLLUTANT LOCATIONS



LEGEND







- Leachate Dam
- Used Motor Oil Storage
- Vehicle washout drying beds
- Small Vehicle Transfer Station
- Landfill Site Office
- Main Entry Gates
- Landfilled Area
- drumMuster Area
- Recycling Facility and public dropoff
- Asbestos Burial
- Diesel fuel tank
- Wet cell batteries and gas bottles
- Scrap Metal / Plastics
- Green / Timber Waste
- Dead Animals / Offal

WALCHA WASTE & RECYCLING FACILITY (LANDFILL) - EPL 6120

SURFACE WATER FLOWPATHS



LEGEND

-  Landfill Site Office
-  Landfilled Area
-  Recycling Facility and public dropoff
-  Diesel fuel tank
-  Leachate Dam
-  Watercourse (indicative)

NOTE:

Due to the changing nature of the Landfilled Area shown, the drainage / flowpaths are general indication of direction only.